


Eager

Helen Fox, c2004

Yearling paperback, ISBN 0553487957, 2006



What do you think it would be like to have your house speak to you, to wake you in the morning, turn on lights or music, and let you know who is in the house with you and what they are doing? How would you like to have a robot that cooked your meals, did the housecleaning and chores, and even watched your baby brother or sister? That is what life is like for Gavin Bell and his teenage sister Fleur. They consider their lives very ordinary, until a new robot they name Eager comes to live with them. Eager is different then the other robots that work in their community. Eager can think for himself and he has feelings, human feelings. What is it like to be a human asks Eager? Am I alive?

Gavin, Fleur, and her friend Marcia, meanwhile, believe the other robots living and working with them have something wrong with them. Robots are supposed to follow their programming; these robots seem to be acting on their own. When they revolt and kidnap the head of LifeCorp, the company that makes all the robots, it is up to Eager to save him.

Discussion Questions

1. Gavin and Fleur live in a very different world than we know today. Name some of these differences.
2. What are technobrats and marauders? Which would you like to be if you were a character in this novel?
3. Who is your favorite character in "Eager"?
4. What is a BDC4? How is Eager different for a BDC4?
5. If you owned a robot what would you like it to do?

Activities

Make you own robot (see attached sheet)

Go to the website http://kidscrafts.suite101.com/blog.cfm/robot_crafts for robot games and activities.

In the world that Gavin lives in, there is a shortage of fuel and food. What can you do today to conserve our world's resources? Make a plan with your friends and family.

Prepared by Margaret Borchers, Edith Wheeler Memorial Library, Monrore, CT

Robot Craft

More Crafts


You can make a shiny robot from a toilet paper tube and aluminum foil.




More paper tube crafts

Supplies needed:

- A toilet paper tube
- Aluminum foil
- Scraps of colored construction paper
- Scissors
- Glue
- A stapler
- Crayons, paint or markers
- 2 pipe cleaners
- Googly eyes (optional)



Cut a piece of aluminum foil a bit wider than a toilet paper tube and long enough to wrap around it entirely. Put glue on the tube, then wrap the aluminum foil around the tube, tucking the excess foil into the ends of the tube.



Using scraps of colored construction paper, cut out shapes to decorate the robot's body. You can make tiny control panels, buttons, switches, and other mechanical-looking decorations.



Glue the decorations onto your robot.



Either draw eyes or glue on googly eyes.



Staple pipe cleaners to the top of your robot to make antennae. You now have a shiny robot.

